

# Crystal Screen Series

Create a more Valuable Urban Advertising Media

**Keymate®**




Very see-through, without any change of architectural appearance and transparency of glass wall, create the open view in large space indoors, and make advertising emerge into architecture and life.



## Key Features

### 82% Transparency

Very see-through, without any change of architectural appearance and transparency of glass wall, make ad emerge into building and life.



### Smart control

Smart control by mobile APP; wireless data transmission, screen+ data cloud + APP, WIFI connection.



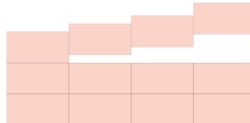
### Wider advertising Scope | viewing angle 160°

YIPLED Jade Screen delivers awe-inspiring picture quality across the entire screen, even from wide viewing angles.



### Modularized | DIY design

Any size screen combination flexible, no steel structure, no complicated installation, easy and convenient.



### High brightness | 5500cd/m²


still visible clearly under strong light.



**Keymate®**

# Crystal Screen Series

Create a more Valuable Urban Advertising Media



## Screen Size

1000 × 500, 500 × 500

## Application Scenarios

Glass wall, large indoor space

## Crystal Screen Series

- Transparency: 82%
- Brightness: 5500cd/m<sup>2</sup>
- Depth: 21mm
- Viewing Angle: 160°



Modularized



160°Wide  
Viewing Angle



Simple Colorful

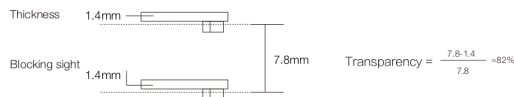


New  
Configuration

## Other Features

### Super(or ultra) transparent

More than 82% transparency, the highest transparency in led screen industry.



### High contrast ratio

High contrast ratio 1500:1, stunning color, dynamic image and eye-catching.



### Smart

Smart control by mobile APP, wireless data transmission, screen+data cloud+APP, WIFI connection.



### High refresh rate

High refresh rate, in the industry, the minimum pixel pitch (able to mass production) 3mm, 3840HZ refresh rate.



### Simple

No complicated installation, No steel structure, fast positioning and fast installation, convenient and quick maintenance.



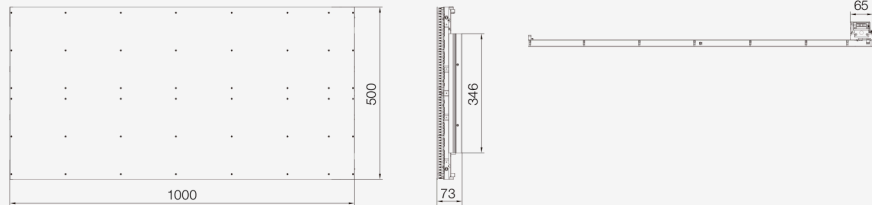
### New Configuration

The shape innovation of static glass, new screen displaying, new advertising type.

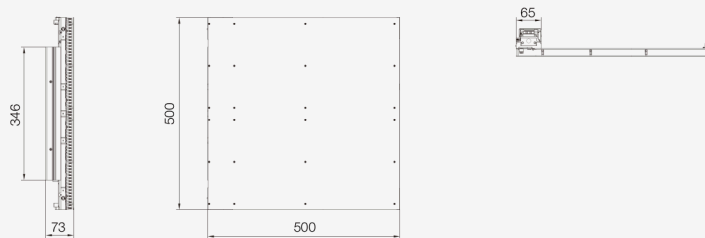


## Dimensions (unit : mm)

1000 × 500 × 73 /  
7 Kg

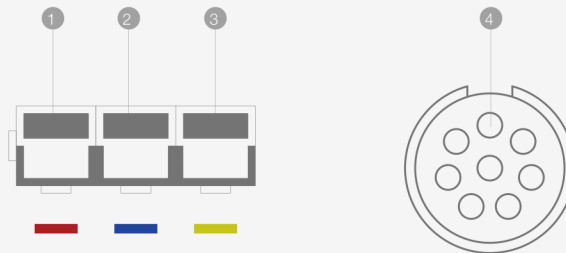


500 × 500 × 73 /  
3.5 Kg

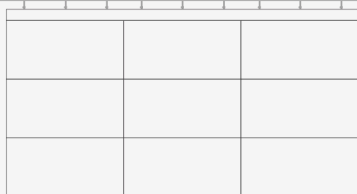


## Connectivity

- ① Live wire
- ② Neutral wire
- ③ Earth wire
- ④ LAN




## 2 Types of Installation



Hang

Floor stand



## Specifications

Size (mm)	1000X 500		500X 500	1000X 500	
Model	J3			J2.9	
	- R1000	- L1000	- L500	- R1000	
Pixel Pitch (mm)	3.9 x 7.8			2.9 x 5.9	
Pixel Density (dot/m <sup>2</sup> )	32768			57792	
Module Resolution (dot)	256 X 64		128 X 64	344 X 84	
LED Type	SMD 3 in 1			SMD 3 in 1	
Brightness (cd/m <sup>2</sup> )	5500			5500	
Transparency	82%			75%	
Viewing Angle	160			160	
Grey Level	16384			16384	
Scan Mode	1/4			1/2	
Refresh Rate (Hz)	3840			3840	
Frame Frequency (Hz)	60			60	
Avg.Power Consumption(W/ m <sup>2</sup> )	240		240	240	
Max.Power Consumption(W/ m <sup>2</sup> )	800		600	800	
Maintenance	Back			Back	
IP	IP45			IP45	
Working Temp	- 20~50°C			- 20~50°C	
Weight (kg/ m <sup>2</sup> )	14			14	

## System topology

